

SERVICE BULLETIN No: 19

Seat Model : General Models

Bulletin Type : Service and customer information

Date : 18.081.2021

Subject : Dismo leg assmebly

Terms & Conditions : This bulletin will be accepted with refecence to claims.

Claim Description : Dismo leg assmebly and disassmebly

PROCEDURE

1. General:

The time required to maintenance is approximately 0.05 hours.

This job can be executed by the coach driver or vehicle service operator.

2. Special tools, equipment or services:


Dismo leg and 17 spanner to adjust tightness

3. To assemble the Dismo leg

Raise up the position pin.



Put the Dismo leg on the rail.



Get down the position pin.



Move the leg fore or aft direction. Position pin will fall in the place.



Push the locking arm to opposite side. Locking pin will locate.




4. To Disassemble the Dismo leg

Raise up the position pin.



Push the locking arm to release locking pin.




Move the locking pin.



Move the Dismo leg fore or aft direction.



Take the Dismo leg.



**** Use 17 spanner to adjust tightness of Dismo leg.**

